



Mahidol University
Faculty of Dentistry



上海交通大学医学院附属第九人民医院
口腔疾病国家临床医学研究中心
National Clinical Research Center for Oral Diseases



The 7th Asia-Euro Symposium

Advancement in Treatment Strategies for TMJ and Related Musculoskeletal Diseases

Hosting Institutions

Mahidol University, Faculty of Dentistry

Co-Hosting Institutions

Shanghai Jiao Tong University, The Ninth People's Hospital affiliated with School of Medicine
International Medical College (IMC) Dresden University of Technology



Venue

Mahidol University, Faculty of Dentistry
Bangkok, Thailand



Date

June 29th-July 1st, 2026

Preface

Recent advances in surgical methodology, biomaterials engineering, imaging modalities, and digital medicine have substantially reshaped the diagnostic framework and therapeutic strategies for temporomandibular joint (TMJ) disorders and related musculoskeletal diseases. Progress in arthroscopic and endoscopic techniques, patient-specific joint reconstruction, and data-driven treatment planning has enabled more precise, individualized, and outcome-oriented management of complex TMJ pathology. Within this evolving scientific landscape, we are honored to convene **the 7th Asia–Euro Symposium on Advancement in Treatment Strategies for TMJ and Related Musculoskeletal Diseases**, held from **29 June to 1 July 2026** at the Faculty of **Dentistry, Mahidol University**.

Over successive editions, the Asia–Euro Symposium has provided a structured platform for the presentation and critical discussion of advances in TMJ diagnostics, disease mechanisms, surgical techniques, and outcome assessment. Compared with the **5th TMJ Congress**, which primarily emphasized foundational concepts in TMJ pathology, diagnostic classification, and established surgical techniques, the current symposium reflects a clear transition toward **treatment stratification, surgical sequencing, and long-term outcome optimization**. In contrast to earlier editions, the present symposium adopts an expanded surgical perspective, addressing TMJ pathology not only as an isolated joint disorder but also within broader clinical contexts, including **traumatology, oncologic resection and reconstruction, orthognathic surgery, craniofacial deformities, and orthodontics**, where TMJ involvement is integral to functional rehabilitation and skeletal stability.

The scientific program focuses on key disease entities and treatment paradigms, including internal derangement with disc displacement, condylar resorption and degenerative joint disease, total joint replacement and biological reconstruction, and integrated joint–jaw–occlusion management. Particular attention is given to decision-making algorithms, indications for intervention, surgical sequencing, long-term stability, and complication management. Multidisciplinary perspectives bridging TMJ surgery, orthodontic intervention, orthognathic correction, craniofacial reconstruction, and trauma management are emphasized to address the interdependence of joint function, skeletal morphology, and occlusal outcomes.

Through keynote lectures, focused symposia, original research presentations, and technique-oriented sessions, this meeting aims to advance the standardization, reproducibility, and scientific validation of contemporary TMJ treatment strategies. By fostering critical discussion and collaborative research, the symposium seeks to contribute to the development of consensus-driven, evidence-based approaches that will shape future clinical practice and improve patient-centered outcomes in TMJ care.



Univ. Prof. . Dr. h.c. mult.
Ulrich Joos FRCS, FDSRCS
IMC Scientific Director



**Assoc. Prof. Bundhit
Jirajariyavej**
Dean of Faculty of Dentistry,
Mahidol University

Prof. Dr. Yang, Chi
Director, National Center for Stomatology (Shanghai)
Director, National Clinical Research Center for Oral
Diseases (Shanghai Ninth People's Hospital)



Mahidol University
Faculty of Dentistry



Conference Information

Conference Date

June 29th - July 1st, 2026

Conference Venue

Faculty of Dentistry, Mahidol University

Conference Themes (Three Days)

Day 1 – Symposium

Topic: Advances in Surgical Management of Temporomandibular Joint Disorders

Day 2 – Symposium

Topic: Multidisciplinary Orthodontic Management of TMJ Pathology: Bridging Joint Surgery and Skeletal Correction

Day 3 – Live Surgery and Workshops

TMJ Live Surgery Demonstration

Simulation Workshops

Cadaver Workshop

[TMJ live surgery will focus on TMJ arthroscopic surgery and total joint replacement.]





Category 1 Foundational Entry

Level	Option	Program Content	Recommended For	Fee Breakdown (USD)	Total Fee (USD)
Entry Level	Option 1	Lecture Only (2 days)	Participants seeking theoretical understanding of TMJ concepts, indications, and treatment planning	Lecture: 200	200



Category 2 Progressive Clinical & Hands-on Training

Level	Option	Program Content	Recommended For	Fee Breakdown (USD)	Total Fee (USD)
Level I – Basic Clinical Exposure	2.1	Lecture + Live Surgery	First-time participants observing surgical workflow and clinical decision-making	Lecture: 200 Live Surgery: 500	700
Level II – Simulation Training	2.2	Lecture + Live Surgery + VR Training	Participants with prior exposure seeking procedural proficiency and confidence	Lecture: 200 Live Surgery: 500 VR Training : 900	1,600
Level III – Advanced Surgical Training	2.3	Lecture+Live surgery+Cadava course	Surgeons ready for advanced anatomical dissection and operative skills training (recommended for surgeons with 50–100+ clinical cases)	Lecture: 200 Live Surgery +Cadaver Course: 2,000	2,200

Notes

Fees for online participation and discount policies (e.g. early-bird, student, group registration) will be discussed and announced separately.

Call for Oral Presentation and E-poster Publication Abstract Submission

1. Abstract Submission Deadline: **April 30, 2026**

- [1] Online registration must be completed before the abstract submission.
- [2] Changes cannot be accepted after the deadline.
- [3] Follow the instructions of the Organizing Committee for post-review revisions.

2. Language

The official language is English (the Q&A section is included).

3. Type of Oral Presentation and E-poster Publication

- [1] Research Presentation (basic research, clinical research)
- [2] Case Report (case reports of academic significance)

4. Presenter Requirements

- [1] The first author should complete registration before abstract submission.
- [2] Each participant may only submit one abstract as the presenting (first) author for Oral Presentation.
- [3] The presentation competition is 12 minutes.

5. Notification of Acceptance

[1] Acceptance decisions

All submitted abstracts will be reviewed by the Academic Committee.

[2] Method of notification

Notification of acceptance/rejection of abstracts will be sent via e-mail to the first author. If you have any further questions, please contact: email

6. Abstract Preparation Guidelines

[1] Number of words

- The title of the abstract should be within 20 words maximum, including spaces.
- Do not use abbreviations. A capital letter should be used only at the beginning. A period at the end is not necessary.
- The main body of the abstract, in English, should contain no more than 250 words.

[2] Abstract body

It is required that the text of the abstract be prepared using the **Microsoft Word** processing software and be pasted into the form using the copy-and-paste feature.

Abstract Formats by Presentation Type

A. Academic Exhibits	<ul style="list-style-type: none">[1] Objective[2] Materials & Methods[3] Results[4] Conclusion
B. Case Exhibits	<ul style="list-style-type: none">[1] Introduction[2] Diagnosis[3] Treatment Overview[4] Conclusion

[3] Download the Abstract Form

You can download the Abstract Form from the website.

[4] Submit the completed abstract form

Be sure to use Microsoft Word version to upload your file.



Call for Oral Presentation and E-poster Publication Abstract Submission

7. Oral Presentation Format

- (1) Each presentation should be in English (**The details of the presentation will be listed on accepting letter**)
- (2) The slide format should be in Microsoft PowerPoint pptx version and 16:9 ratio. The PowerPoint file should be uploaded to the website and finalized by **June 15, 2026**.
- (3) If you want to amend your presentation, simply upload the amended PowerPoint file by using the same user name and the topic of your presentation before the deadline.
- (4) Personal laptop is **NOT** acceptable.

8. E-poster Publication Guidelines

- (1) An e-poster should include a summary of the full manuscript.
- (2) The language used must be in English.
- (3) The e-poster must be created on one (1) page only.
- (4) Subject/patient identity or any identifying number, as well as patient photographs, must be anonymized. This includes any clinical images, medical records, imaging results, or other supporting examinations.
- (5) The e-poster design should be visually appealing and the text must be clearly legible, while still adhering to general ethical standards.
- (6) The orientation of the e-poster should be portrait with a 9:16 ratio. The PowerPoint file should be uploaded to the website and finalized by **June 15, 2026**.
- (7) E-posters may include text, photos, images, charts, and tables, but must NOT include audio, video, links, or animations.
- (8) Avoid using uncommon terms, abbreviations, or units.
- (9) Each e-poster may contain a maximum of 4 images/graphs and/or tables (a combination is allowed, e.g., 2 images and 2 tables or 1 image and 3 tables).
- (10) Only 2 to 4 main references should be included in the Reference section.
- (11) The e-poster must be saved as a .jpg or .png file with an ideal resolution for laptop viewing (maximum 150 dpi).
- (12) The filename should include the author's last name, a short title, and the code SR, CR or OA, for example: IntanM_Panfacial Fracture_CR.jpg
- (13) The maximum file size is 5 MB, send to the following email address:



The 7th Asia–Euro Symposium Organizing Committee

Thailand



Assoc. Prof. Bundhit
Jirajariyavej



Clinical Prof Dr. Sirichai
Krittavorncharoen



Assistant Prof Yutthasak
Kriangcherdsak



Assistant Professor
Sukkarn Themkumkwun



Assistant Professor
Watus Sakdeyont



Assistant Professor
Somchart Raocharenporn



Assistant Professor
Kiatanant Boonsiriseth



Assistant Professor
Dr. Boworn Klongnoi



Assistant Professor
Surakit Visuttiwattanakorn



Associate Professor
Duangdee Rummasak



Associate Professor
Dr. Nattapong Sirintawat



Dr. Thepharat
Lertwisdttheerakun



Dr. Jirayus
Akaraprasertkul



Dr. Warutta Kasemsarn



Dr. Pariya Kaewpradub



Dr. Teeranut Chaiyasamut



Dr. Kanin Arunakul

China



Prof. Chi Yang




Dr. Zixian Jiao

Germany



Prof. Ulrich Joos



Dr. Lisa Pan

The 7th Asia-Euro Symposium Academic Committee



Prof. Ulrich Joos



Prof. Chi Yang



Prof. Günter Lauer



Prof. Ajoy Roychoudhury



Prof. Raymond Wong



Prof. Richard Su



Prof. Dr. Firdaus Hariri



Prof. Qing Zhou



Assistant Professor
Watus Sakdejyont



Assistant Professor
Dr. Chakorn Vorakulpipat



Prof. Dongmei He



Prof. Yang He



Prof. Ruiye Bi



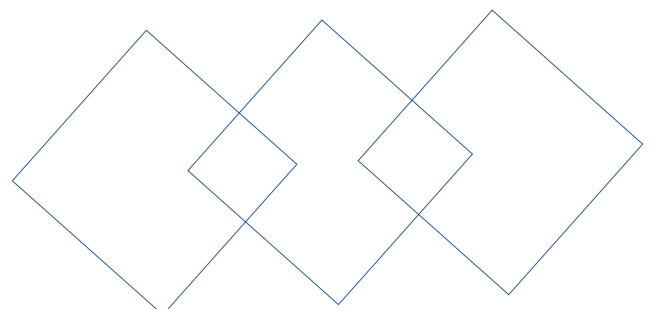
Prof. Qingbin Zhang



Prof. Xiaofeng Bai



Prof. Guoliang Jiao





Prof. Chi Yang

Oral maxillofacial surgeon

Vice Dean, Shanghai Jiao Tong University, School of Medicine, College of Stomatology.
Department of Oral Surgery, Shanghai Ninth People's Hospital, China



Univ. Prof. Dr. Dr. Dr. h. c. mult. Ulrich Joos

Oral maxillofacial surgeon

Scientific Director International Medical College (IMC) at the Dresden University of Technology
President of the Deutsche Chirurgiestiftung (German Surgery Foundation), Germany



Prof. Ajoy Roychoudhury

Oral maxillofacial surgeon

Chair at All India Institute of Medical Sciences, India



Prof. Dr. Firdaus Hariri

Oral maxillofacial surgeon

Dean of the Faculty of Dentistry, University of Malaya, professor and senior consultant oral maxillofacial surgeon in Universiti Malaya Medical Centre (UMMC), Malaysia



Prof. Richard Su

Oral maxillofacial surgeon

Chief of Division of Oral and Maxillofacial Surgery, Faculty of Dentistry, The University of Hong Kong, China



Prof. Dr. med. dent. Martin Gosau

Oral maxillofacial surgeon

Director of the Department of Oral and Maxillofacial Surgery at the University Hospital Hamburg-Eppendorf, Germany



Prof. Dr. Julio Acero

Oral maxillofacial surgeon

Head of the Department of Oral and Maxillofacial Surgery of the Ramon y Cajal and the Puerta de Hierro University Hospitals in Madrid, Spain



Prof. Dr. Suthin Jinaporntham

Oral maxillofacial surgeon

Immediate past president of the Thai Association of Oral and Maxillofacial Surgery



Univ. Prof. Dr. med. Dr. med. dent. Günter Lauer

Oral maxillofacial surgeon

Vice Director International Medical College (IMC) at the Dresden University of Technology
Director of the Clinic Department for Oral and Maxillofacial Surgery at the University Hospital Dresden, Germany



Faculty



Prof. Raymond Wong

Oral maxillofacial surgeon

Vice Dean Graduate Studies Lifelong Learning, Faculty of Dentistry, National University of Singapore, Singapore



Prof. Yang He

Oral maxillofacial surgeon

Vice Director of the Department of Oral and Maxillofacial Surgery, Peking University School and Hospital of Stomatology, China



Prof. Dongmei He

Oral maxillofacial surgeon

Vice Director of the Department of Oral Surgery, Shanghai Jiao Tong University, School of Medicine, College of Stomatology, Shanghai Ninth People's Hospital, China



Prof. Qingbin Zhang

Oral maxillofacial surgeon

Vice Dean, School / Hospital of Stomatology, Guangzhou Medical University, China



Prof. Dr. med. dent. Gero Kinzinger

Orthodontist

Associate Professor, Department of Orthodontics, Saarland University, Germany



Prof. Ruiye Bi

Oral maxillofacial surgeon

Associate Professor, West China School of Stomatology, Sichuan University, China



Prof. Xiaofeng Bai

Oral maxillofacial surgeon


Associate Director, Department of Oral and Maxillofacial Surgery, Stomatology Hospital, School of Medicine, Zhejiang University, China



Prof. Dr. Teeranut Chaiyasamut

Oral maxillofacial surgeon

Faculty of Dentistry, Mahidol University, Thailand



Prof. Dr. Kritsasith Warin

Oral maxillofacial surgeon

Faculty of Dentistry, Thammasat University, Thailand



Advances in Surgical Management of Temporomandibular Joint Disorders

Time	Session	Content	Venue
08:30-09:00	Registration		
09:00-09:15	Opening Remarks	Welcome by Congress Chair; introduction of goals & programme	Main Hall
09:15-09:35	Prof. Chi Yang	Diagnosis and treatment procedures for temporomandibular joint diseases and future development directions	Main Hall
09:35-09:55	Prof. Dr. med. dent. Martin Gosau	Fractures of the Mandibular Condyle	Main Hall
09:55-10:15	Prof. Dongmei He	Traumatic possible reasons of TMJ ankylosis and treatment	Main Hall
10:15-10:35	Univ.Prof. Dr. med. Dr. med. dent. Günter Lauer	Endoscope Assisted Intraoral Surgery of Condyle Fractures	Main Hall
10:35-10:50	Morning Tea Break	Refreshments and networking	Coffee Area
10:50-11:10	Prof. Richard Su	Thinking outside the box: A novel TMJ prosthesis and its clinical application	Main Hall
11:10-11:30	Prof. Ruiye Bi	Studying functional transduction of fibrocartilage stem cells in temporomandibular joint diseases: from basic to clinic	Main Hall
11:30-11:50	Prof. Raymond Wong	Right Patient, Right Surgery, Right Time: The Unanswered Questions in TMJ Surgery	Main Hall
11:50-12:10	Prof. Dr. Julio Acero	Management of tumours of the cranio-maxillofacial region involving the TMJ	Main Hall
12:10-12:30		Q&A and Discussion with keynote speaker	
12:30-14:00		Lunch & E-poster discussion	
14:00-16:00	Young Surgeon Oral presentation [16 participants]	Breakout Rooms A : 8 participants Breakout Rooms B : 8 participants	Breakout Rooms A / B
16:00-16:15	Afternoon Tea Break	Refreshments and networking	Coffee Area
16:15-17:30	Young Surgeon Oral presentation [10 participants]	Breakout Rooms A : 5 participants Breakout Rooms B : 5 participants	Breakout Rooms A / B
17:30-17:45	Day 1 Wrap-up & Open Discussion	Breakout Rooms A : participants Breakout Rooms B : participants	Breakout Rooms A / B
17:45-18:45	International Association of Temporomandibular Joint (IATMJ) Inauguration Ceremony		Main Hall
18:45-20:45	Welcome dinner: Thailand Street Food Night <i>*Registration under the resident category does not include access to the Welcome Dinner Party.</i>		The Faculty of Dentistry, Mahidol University

Day 2 Theme

Multidisciplinary Orthodontic Management of TMJ Pathology: Bridging Joint Surgery and Skeletal Correction

Time	Session	Content	Venue
08:30-09:00	Registration		
09:00-09:20	Prof. Dr. Dr. Dr. h. c. mult. Ulrich Joos	Treatment of condyle fractures in children	Main Hall
09:20-09:40	Prof. Dr. Suthin Jinaporntham	Benign Condylar Tumors: Achieving Facial Harmony and Functional Restoration	Main Hall
09:40-10:00	Prof. Dr. Teeranut Chaayasamut	Loose Bodies or Crystal Deposits? A Practical Guide to Differentiating Synovial Chondromatosis and CPPD of the TMJ	Main Hall
10:00-10:20	Prof. Xiaofeng Bai	Application of distraction osteogenesis in the functional reconstruction of the mandible	Main Hall
10:20-10:40	Prof. Yang He	Reconstruction Strategies for Temporomandibular Joint Defects	Main Hall
10:40-10:50	Morning Tea Break	Refreshments and networking	Coffee Area
10:50-11:10	Prof. Ajoy Roychoudhury	Simultaneous TMJ replacement and orthognathic surgery	Main Hall
11:10-11:30	Prof. Dr. Firdaus Hariri	Condylar dynamic in orthognathic surgery	Main Hall
11:30-11:50	Prof. Qingbin Zhang	Comprehensive Sequential Treatment for Temporomandibular Joint Disorders: The Five-Dimensional Holistic Care Concept of Hospital of Stomatology,Guangzhou Medical University	Main Hall
11:50-12:10	Prof. Dr. Kritsasith Warin	Prolotherapy in patient with limited mouth opening	Main Hall
12:10-12:30	Prof. Dr. med. dent. Gero Kinzinger (online)	Effects of orthodontic treatment with fixed functional orthopaedic appliances on the temporomandibular joint	Main Hall
12:30-12:45		Q&A and Discussion with keynote speaker	
12:45-14:00		Lunch & E-poster discussion	
14:00-16:00	Young Surgeon Oral presentation [16 participants]	Breakout Room A: 8 participants Breakout Room B: 8 participants	Breakout Room A / B
16:00-16:15	Afternoon Tea Break	Refreshments and networking	Coffee Area
16:15-17:30	Young Surgeon Oral presentation [10 participants]	Breakout Room A: 5 participants Breakout Room B: 5 participants	Breakout Room A / B
17:30-17:45	Day 2 Wrap-up & Open Discussion	Breakout Rooms A : participants Breakout Rooms B : participants	Breakout Rooms A / B

Day 3 Theme

TMJ Endoscopic Surgical Techniques--from Simulation to Cadaver Practice

Live Surgery and Cadaver Course

Time	Session	Content	Venue
06:30-07:00	Registration		
07:00-08:30	TMJ Live Surgery Demonstration I	TMJ Arthroscopic Surgery	Main hall
08:30-08:45	Tea Break	Refreshments and Networking	Coffee Area
08:45-10:15	TMJ Live Surgery Demonstration II	Total Joint Replacement	Main hall
10:15-10:30	Q&A	Live Q&A and Discussion	Meeting Room
10:45-18:45	Cadaver Course	TMJ Arthroscopic Surgery Total Joint Replacement	Cadaver Lab

Simulation Workshop

Time	Content (Venue)
13:00-17:00	Simulation VR Workshop (Main Hall)
17:00-17:30	Q&A and Discussion

Sponsor

Gold



Silver



雅智医疗
YAZHI MEDICAL

Bronze



MEDI GLOBAL
Global Education Center
國際教育中心



GLOBAL VISIONARY
Professional Consulting and Trading Ltd.



BANGKOK UNITRADE



INGENIOUS TECHNOLOGY CO., LTD.

LASER
engineer